



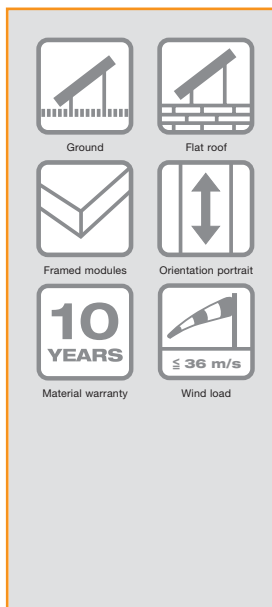
CONERGY

Photovoltaic mounting systems | Technical Data

Conergy SolarFamulus

The Conergy SolarFamulus has been specifically designed for use on flat roofs¹ or on open terrain. Its design allows up to 10 modules to be mounted side by side in one row.

The framed modules are installed in portrait mode. Short installation times and a minimum of tools make this universal system particularly practical and easy to install.



Flexible application. The Conergy SolarFamulus allows framed photovoltaic modules to be installed on flat roofs¹ of new and old buildings as well as on open terrain. The Conergy SolarFamulus creates a pitch of 30°.

Rapid mounting. The simple installation system ensures rapid assembly with a minimum of time and equipment

Proven system. Conergy SolarFamulus has been used for installation of photovoltaic arrays worldwide. This product can be used in A, B and W wind regions as specified in AS/NSZ 1170.2:2002. Structural assessment of loading capacity of this product is available from Conergy. This product is not suitable for use in cyclonic areas of Australia.

High module compatibility. Conergy SolarFamulus can be ordered for nearly all types of framed modules from different manufacturers.²

Maximum service life. All components are made of either aluminium or stainless steel. Their high resistance to corrosion guarantees maximum service life.

Guaranteed durability. Conergy provides a 10-year warranty on the durability of all materials.

¹ The Conergy SolarFamulus can be placed on almost all flat roofs. However, stress on the building must, in any case, be subject to individual, on-site analysis. For detailed information, please contact us during the planning stages of your project.

² For detailed information, please contact us during the planning stages of your project.

PHOTOVOLTAICS



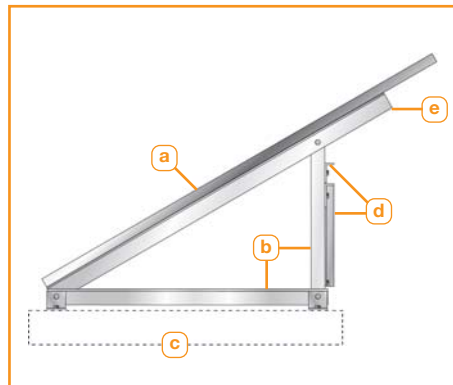
CONERGY

Photovoltaic mounting systems | Technical Data


Conergy SolarFamulus

Overview

- a** Framed PV module
- b** L-Bars
- c** Heavyweight plates¹
- d** Horizontal and diagonal bracing
- e** Supporting bar



Side view



Front view

Range of application	Flat roofs ² or ground
Pitch	30°
Roof load	According to clearance by structural engineer
Height of Building	Arbitrary, depends on heavyweight plates ¹
Snow load	Up to 0.75 kN/m ²
PV modules	Framed
Module configuration	Serial (up to approx. 10 m per frame unit)
Module orientation	Portrait
Size of module field	Any size possible
Positioning on the roof	No special requirements ³
Distance between lower edges of module and roof surface	8 to 10 cm (Further upon request)
Standards	Corresponds to the German DIN 1055, official stress calculation upon request ⁴

Supporting bars	Extruded aluminium (ENAW 6060 / 6063)
Small parts	Stainless steel (V2A)
Colour	Natural
Lightening protection	Optional with surcharge
Warranty	10 years on the durability of the material

¹ Not included in delivery.

² On-site stress calculation necessary.

³ Please note: Wind loads can be considerably increased when installing in edge and corner-areas of the roof. For detailed information, please contact us during the planning stages of your project.

⁴ With surcharge (please specify when ordering).

Your specialist supplier:

SOLARFAMULLUS-TD-AUS-0608-B

PHOTOVOLTAICS